

PRIMA 12W

PRIMA HD LED BULB

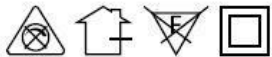
Indoor Luminaire

Product Code:

LPRMD4K12B2C / LPRMD4K12B2W

LPRMD4K12E2C / LPRMD4K12E2W

12W - 1260lm - 6500K - CRI>80 Ra - Beam Angle 170°



Technical Specifications

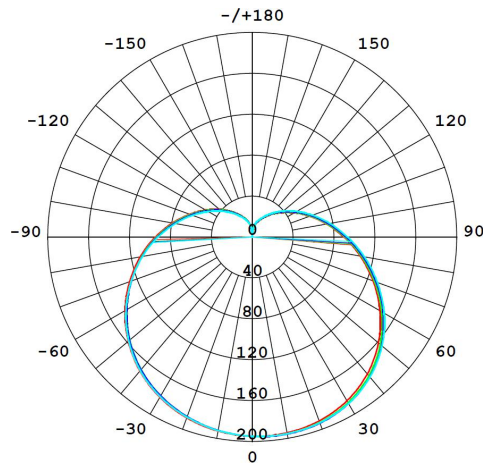
Operating Temperature	-10°C to 40°C
Rated Input Voltage & Frequency	230 VAC, 50Hz
Rated Input Wattage	12W ± 10%
Rated Input Current	0.052 Amp (Nominal)
Power Factor	≥0.90
ATHD	<15%
Rated Luminous Flux	1260 lm / 1260 lm (tolerance as per BIS)
Rated Luminaire Efficacy	105 lm/W / 105 lm/W (tolerance as per BIS)
Correlated Color Temperature (CCT)	6500 K / 4000 K / 3000 K (tolerance as per ANSI)
Color Rendering Index (CRI)	>80 Ra
Beam Angle	170° (within the permissible limits)
Driver Efficiency	≥85%
LED Life Span	>50000 Hrs (Ta=25°C @L70)
Housing	PC. Housing
Lens / Reflector	PC. Diffuser
Mounting	B22/E27

Protections

Over Voltage Protection	Withstand upto 440V/AC for 4 Hrs.
Surge Protection	±4.0KV
Protection Class	Class II
Ingress Protection (IP Rating)	IP20
Impact Protection (IK Rating)	IK02
Short Circuit Protection	Provided
Open Circuit Protection (No Load)	Provided
Reverse Polarity Protection	Provided

All technical data is subject to industry-standard tolerances.

Light Distribution

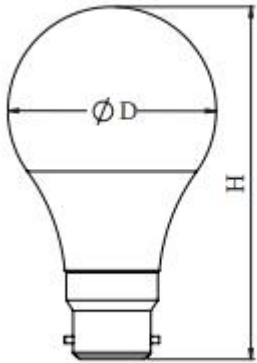


UGR Table

ceiling/cavity	0.7	0.7	0.5	0.5	0.3	0.7	0.7	0.5	0.5	0.3	
walls	0.5	0.3	0.5	0.3	0.3	0.5	0.3	0.5	0.3	0.3	
working plane	0.2	0.2	0.2	0.2	0.2	0.2	0.2	0.2	0.2	0.2	
Room dimensions	Viewed crosswise					Viewed endwise					
x = 2H y = 2H	22.7	24.0	23.3	24.6	25.3	22.8	24.1	23.4	24.7	25.5	
3H	25.2	26.5	25.9	27.1	27.9	25.4	26.6	26.0	27.3	28.0	
4H	26.7	27.8	27.3	28.5	29.3	26.8	28.0	27.5	28.6	29.4	
6H	28.2	29.3	28.9	30.0	30.8	28.4	29.5	29.1	30.2	31.0	
8H	29.1	30.1	29.8	30.8	31.7	29.3	30.3	30.0	31.0	31.9	
12H	30.1	31.1	30.8	31.8	32.7	30.3	31.3	31.0	32.0	32.9	
4H	2H	23.5	24.7	24.2	25.3	26.1	23.6	24.8	24.3	25.4	26.2
3H	26.3	27.3	27.0	28.0	28.8	26.4	27.4	27.1	28.1	28.9	
4H	27.9	28.8	28.6	29.5	30.4	28.0	28.9	28.7	29.6	30.5	
6H	29.6	30.4	30.3	31.2	32.1	29.8	30.6	30.5	31.3	32.2	
8H	30.6	31.3	31.3	32.1	33.0	30.7	31.5	31.5	32.3	33.2	
12H	31.7	32.4	32.4	33.2	34.1	31.9	32.6	32.6	33.4	34.3	
8H	4H	28.5	29.2	29.2	30.0	30.9	28.6	29.3	29.3	30.1	31.0
6H	30.5	31.1	31.3	31.9	32.9	30.6	31.3	31.4	32.1	33.0	
8H	31.6	32.2	32.4	33.0	34.0	31.8	32.4	32.6	33.2	34.2	
12H	33.0	33.5	33.8	34.3	35.3	33.1	33.7	34.0	34.5	35.5	
12H	4H	28.6	29.3	29.4	30.1	31.0	28.7	29.4	29.5	30.2	31.1
6H	30.8	31.3	31.6	32.2	33.1	30.9	31.5	31.7	32.3	33.2	
8H	32.0	32.5	32.8	33.4	34.4	32.2	32.7	33.0	33.5	34.5	
Variations with the observer position at spacings (CIE Pub.117):											
S = 1.0H	+ 0.1 / - 0.1					+ 0.1 / - 0.1					
1.5H	+ 0.2 / - 0.3					+ 0.2 / - 0.3					
2.0H	+ 0.3 / - 0.4					+ 0.3 / - 0.4					

Product Dimensions (Dia. x H)

Ø65 x 120mm



Applications

Residences, Offices, Small Retail Shops, Hotels, Coffee Shops, Restaurants, Hospitals, area lighting and for other indoor applications.