



## BATH + LIGHT

### ULTIMA ULTRA PRO SLIM 36W

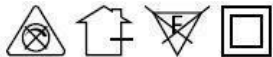
RECESS MOUNT 2 X 2 PANEL

Indoor Luminaire

Product Code:

LULPU2SL36XC

36W - 5040lm - 6500K - CRI>80 Ra - Beam Angle 120°



### Technical Specifications

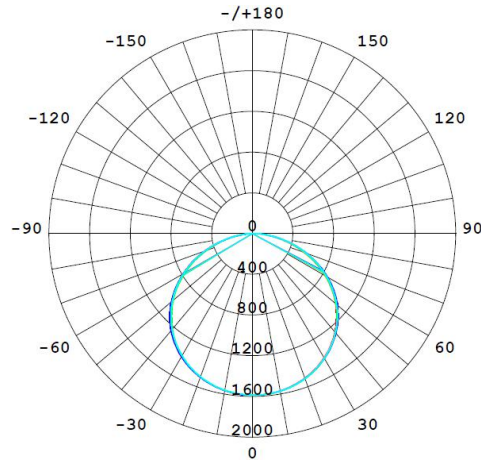
Operating Temperature	-10°C to 40°C
Rated Input Voltage & Frequency	230 VAC, 50Hz
Rated Input Wattage	36W ± 10%
Rated Input Current	0.165 Amp (Nominal)
Power Factor	≥0.90
ATHD	<10%
Rated Luminous Flux	5040 lm (tolerance as per BIS)
Rated Luminaire Efficacy	140 lm/W (tolerance as per BIS)
Correlated Color Temperature (CCT)	6500 K (tolerance as per ANSI)
Color Rendering Index (CRI)	>80 Ra
Beam Angle	120° (within the permissible limits)
Driver Efficiency	≥85%
LED Life Span	>50000 Hrs (Ta=25°C @L70)
Housing	CRCA Housing with White Powder Coating
Lens / Reflector	PC Diffuser
Mounting	Recess

### Protections

Over Voltage Protection	Withstand upto 440V/AC for 4 Hrs.
Surge Protection	±4.0KV
Protection Class	Class II
Ingress Protection (IP Rating)	IP40
Short Circuit Protection	Provided
Open Circuit Protection (No Load)	Provided
Reverse Polarity Protection	Provided

All technical data is subject to industry-standard tolerances.

## Light Distribution

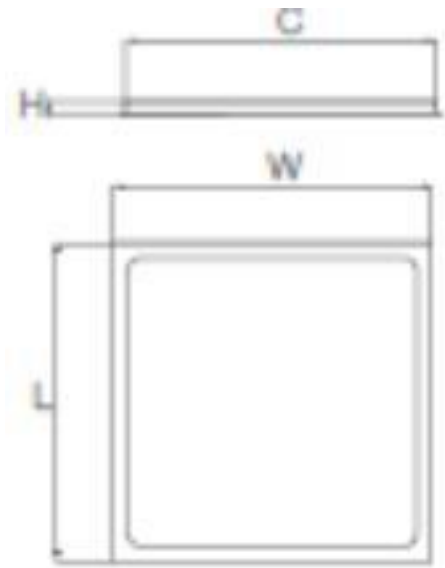


## UGR Table

ceiling/cavity	0.7	0.7	0.5	0.5	0.3	0.7	0.7	0.5	0.5	0.3
walls	0.5	0.3	0.5	0.3	0.3	0.5	0.3	0.5	0.3	0.3
working plane	0.2	0.2	0.2	0.2	0.2	0.2	0.2	0.2	0.2	0.2
Room dimensions	Viewed crosswise					Viewed endwise				
x = 2H y = 2H	19.0	20.5	19.2	20.7	20.9	19.1	20.6	19.3	20.8	21.0
3H	20.7	22.1	21.0	22.4	22.6	20.8	22.3	21.1	22.5	22.8
4H	21.4	22.8	21.7	23.0	23.3	21.6	23.0	21.9	23.2	23.5
6H	21.9	23.2	22.3	23.5	23.8	22.2	23.5	22.5	23.8	24.0
8H	22.1	23.4	22.5	23.7	23.9	22.4	23.7	22.7	23.9	24.2
12H	22.2	23.5	22.6	23.7	24.1	22.6	23.8	22.9	24.1	24.4
4H 2H	19.7	21.0	20.0	21.3	21.5	19.7	21.1	20.1	21.4	21.6
3H	21.5	22.7	21.9	23.0	23.4	21.7	22.9	22.1	23.2	23.5
4H	22.4	23.5	22.8	23.8	24.1	22.6	23.7	23.0	24.0	24.4
6H	23.1	24.1	23.5	24.4	24.8	23.3	24.3	23.7	24.7	25.0
8H	23.3	24.2	23.7	24.6	25.0	23.6	24.5	24.0	24.9	25.3
12H	23.5	24.4	23.9	24.7	25.2	23.9	24.7	24.3	25.1	25.5
8H 4H	22.7	23.6	23.1	24.0	24.4	22.9	23.8	23.3	24.2	24.6
6H	23.6	24.4	24.0	24.8	25.2	23.8	24.6	24.3	25.0	25.4
8H	23.9	24.6	24.4	25.1	25.5	24.2	24.9	24.7	25.3	25.8
12H	24.2	24.8	24.7	25.3	25.8	24.6	25.2	25.1	25.6	26.1
12H 4H	22.8	23.6	23.2	24.0	24.4	22.9	23.8	23.4	24.2	24.6
6H	23.7	24.4	24.1	24.8	25.2	23.9	24.6	24.4	25.0	25.5
8H	24.1	24.7	24.6	25.1	25.6	24.4	25.0	24.9	25.4	25.9
Variations with the observer position at spacings(CIE Pub.117):										
S = 1.0H	+ 0.1 / - 0.2					+ 0.1 / - 0.2				
1.5H	+ 0.2 / - 0.3					+ 0.2 / - 0.3				
2.0H	+ 0.2 / - 0.4					+ 0.1 / - 0.4				

## Product Dimensions (L x W x H)

595 x 595 x 35 mm (Tol.  $\pm 5$ mm)



## Applications

Residences, Offices, Small Retail Shops, Hotels, Coffee Shops, Restaurants, Hospitals, area lighting and for other indoor applications.